



PRECAUTIONS

• This disc contains software for the PlayStation®3 system. Never use this disc on any other system, as it could damage it. • This disc conforms to PlayStation®3 specifications for the PAL market only. It cannot be used on other specification versions of PlayStation®3. • Read the PlayStation®3 system Instruction Manual carefully to ensure correct usage. • When inserting this disc in the PlayStation®3 system always place it with the required playback side facing down. • When handling the disc, do not touch the surface. Hold it by the edge. • Keep the disc clean and free of scratches. Should the surface become dirty, wipe it gently with a soft dry cloth. • Do not leave the disc near heat sources or in direct sunlight or excessive moisture. • Do not use an irregularly shaped disc, a cracked or warped disc, or one that has been repaired with adhesives, as it could lead to malfunction.

HEALTH WARNING

Always play in a well lit environment. Take regular breaks, 15 minutes every hour. Discontinue playing if you experience dizziness, nausea, fatigue or have a headache. Some individuals are sensitive to flashing or flickering lights or geometric shapes and patterns, may have an undetected epileptic condition and may experience epileptic seizures when watching television or playing videogames. Consult your doctor before playing videogames if you have an epileptic condition and immediately should you experience any of the following symptoms whilst playing: altered vision, muscle twitching, other involuntary movement, loss of awareness, confusion and/or convulsions.

3D HEALTH WARNING

Some people may experience discomfort (such as eye strain, eye fatigue or nausea) while watching 3D video images or playing stereoscopic 3D games on 3D televisions. If you experience such discomfort you should immediately discontinue use of your television until the discomfort subsides.

Generally we recommend that you avoid prolonged use of your PlayStation®3 system and take 15 minute breaks during each hour of play. However, when playing stereoscopic 3D games or watching 3D video, the length and frequency of necessary breaks may vary from person to person—please take breaks that are long enough to allow any feelings of discomfort to subside. If symptoms persist, consult your doctor.

The vision of young children (especially those under six years old) is still under development. We recommend that you consult with your child's doctor or optometrist before allowing young children to watch 3D video images or play stereoscopic 3D games. Adults should supervise young children to ensure they follow the recommendations listed above.

PIRACY

The unauthorised reproduction of all or any game part of this product and the unauthorised use of registered trademarks are likely to constitute a criminal offence. Piracy harms consumers as well as legitimate developers, publishers and retailers. If you suspect this game product is an unauthorised copy, or have any other information about pirate product, please call your local Customer Service number given at the back of this manual.

SYSTEM SOFTWARE UPDATES

For details about how to perform System Software updates for the PlayStation®3 system, visit eu.playstation.com or refer to the PS3™ system's instruction manual.



See back page of this manual for Customer Service Numbers.





PARENTAL CONTROL

This product has a preset Parental Control Level based on its content. You can set the Parental Control Level on the PlayStation®3 system to restrict the playback of a product with a Parental Control Level that is higher than the level set on the PS3™ system. For more information, please refer to the PS3™ system instruction manual.

This product is classified according to the PEGI age rating system except where by law another age rating system applies. The rating and content descriptors are displayed on the product packaging. The relationship between that age rating and the Parental Control Level is as follows:

PARENTAL CONTROL LEVEL	9	8	7	3	1
AUSTRALIA CLASSIFICATION					
NEW ZEALAND CLASSIFICATION	 		 		

In rare cases, the Parental Control Level of this product may be higher than the age rating which applies in your country, because of differences in the age rating systems in the various countries in which this product is sold. You may need to reset the Parental Control Level on your PS3™ system to enable play.

BLES-01597

FOR HOME USE ONLY: This software is licensed for play on authorised PlayStation®3 systems only. A PlayStation®3 system software update may be required. All unauthorised access, use or transfer of the product or its underlying copyright and trademark works is prohibited. See eu.playstation.com/terms for full usage rights. Library programs ©1997-2013 Sony Computer Entertainment Inc. exclusively licensed to Sony Computer Entertainment Europe (SCEE). RESALE AND RENTAL ARE PROHIBITED UNLESS EXPRESSLY AUTHORISED BY SCEE. PlayStation®Network, PlayStation®Store and PlayStation®Home subject to terms of use and not available in all countries and languages (eu.playstation.com/terms). Broadband internet service required. Users are responsible for broadband access fees. Charges apply for some content. Users must be 7 years or older and users under 18 require parental consent. Network features may be withdrawn at reasonable notice – see eu.playstation.com/gameservers for details. Licensed for sale only in Australia and New Zealand.

“PS”, “PlayStation”, “PS3”, “△×□○”, “SIXAXIS”, “DUALSHOCK” and “PS” are trademarks or registered trademarks of Sony Computer Entertainment Inc. “Blu-ray Disc™” and “Blu-ray™” are trademarks of the Blu-ray Disc Association. Dolby and the double-D symbol are trademarks of Dolby Laboratories. DTS is a registered trademark and DTS Digital Surround™ is a trademark of DTS, Inc. Darksiders II © 2013 Nordic Games Licensing AB, Sweden. Darksiders uses Havok™. © Copyright 2013. Havok.com Inc. (or its licensors). All Rights Reserved. See www.havok.com for details. Uses Autodesk® Scaleform® Copyright © 2013, Autodesk, Inc. All rights reserved. Darksiders, THQ and their respective logos are trademarks and/or registered trademarks of Nordic Games Licensing AB, Sweden. All rights reserved. All other trademarks, logos and copyrights are property of their respective owners. Published by Nordic Games GmbH, Austria. Developed by Vigil Games. Made in Austria. All rights reserved.





SETTING UP

Set up the PlayStation®3 system according to the instructions in its instruction manual.
At start-up, the power indicator light will glow red to indicate that the PlayStation®3 system is in Standby Mode.
Press the power button and the power indicator light will turn green.

Insert the Darksiders 2 disc into the disc slot with the label side facing upwards. Select the icon from the XMB™ Menu and press the button to continue. Make sure there is enough free space on the Hard Disk Drive (HDD) before commencing play. Do not insert or remove peripherals once the power is turned on.

Please refer to the PlayStation®3 system's instruction manual for further details about setting up and recharging a Wireless Controller.

PLEASE NOTE: the information in this manual was correct at the time of going to print, but some minor changes may have been made late in the product's development. All screenshots for this manual have been taken from the English version of this product.



NOTICES:


Video output in HD requires cables and an HD- compatible display, both sold separately. Voice chat requires a headset, sold separately. Compatible with most Bluetooth and USB wired headsets. Some limitations apply.

GETTING STARTED

PlayStation®3 SYSTEM

Starting a game: Before use, carefully read the instructions supplied with the PlayStation®3 computer entertainment system. The documentation contains information on setting up and using your system as well as important safety information.

Check that the MAIN POWER switch (located on the system rear) is turned on. Insert the *DARKSIDERS® II* disc with the label facing up into the disc slot. Select the icon for the software title under  in the XMB™ menu, and then press the  button. Refer to this manual for information on using the software.

Quitting a game: During gameplay, press and hold down the  button on the wireless controller for at least 2 seconds. Then select "Quit Game" from the screen that is displayed.


Hint

To remove a disc, touch the eject button after quitting the game.



Trophies: Earn, compare and share trophies that you earn by making specific in-game accomplishments. Trophies access requires a PlayStation®Network account.

SAVED DATA

Saved data is saved on the system's hard disk. The data is displayed under "Saved Data Utility" in the  menu.



GAME CONTROLS

DUALSHOCK®3 Wireless Controller



MENU CONTROLS

Start game	START
Select/Change menu item	left stick
Confirm/Accept selection	×
Previous screen	○
Transition between screens	L1 or R1

ON FOOT CONTROLS

Move Death	left stick
Move the camera around Death (when not targeting)	right stick
Jump	×
Interact/Drop down	○
Scythe Attack	□
Secondary Weapon Attack	△
Dodge	R1
Use key items	R2
Show available spells/items	L1
Show objectives	(hold) SELECT
Reaper Form	L1 + R2
Use Wrath Ability	L1 + × / ○ / □ / △
Use Health/Wrath potion	directional button ← →
Summon Despair (Note: Despair may not always be available)	L1 + R1
Recenter camera or target enemy	L2
Bring up the aiming reticle/Switch targets (while targeting enemies)	R3 / Move the right stick
Access Map/Objectives/Inventory/Skill Trees	SELECT
Pause Menu	START
Access Radial Menu	directional button ↓
Assign spell/item to Hotkey (in Radial Menu)	L1 + × / ○ / □ / △
Summon Dust (Note: Dust may not always be available)	(hold) L3



HORSEBACK CONTROLS

Move Despair	left stick
Scythe Attack	
Bring up the aiming reticle	
Recenter camera or target enemies	
Fire Strife's gun, Redemption	
Make Despair gallop	
Make Despair jump	
Banish Despair	+

UNDERWATER CONTROLS

Swim in a direction	left stick
Speed burst	
Swim up	
Swim down	

CONSTRUCT CONTROLS

Move the Construct	left stick
Recenter camera or target enemies	
Construct Attack	
Construct heavy attack	
Bring up the aiming reticle	
Fire Construct Fist	
Detach the Construct Fist from a grab point	
Jump off the Construct or onto an extended chain	

FLIGHT CONTROLS

Camera Controls	right stick
-----------------	-------------



nordic games

THQ



BINK
VIDEO

Powered by
Wwise
with AudioKit

© 2013 by Nordic Games Licensing AB, Sweden. Published by Nordic Games GmbH, Austria. Developed by Vigil Games. Uses Wwise © 2006-2013 Audiokinetic Inc. All rights reserved. Uses Bink Video. Copyright © 1997-2013 by RAD Game Tools, Inc. Wwise © 2006-2013 Audiokinetic Inc. Darksiders, THQ and their respective logos are trademarks and/or registered trademarks of Nordic Games Licensing AB, Sweden. All other trademarks, logos and copyrights are property of their respective owners.

ICU

Copyright (c) 1995-2013 International Business Machines Corporation and others. All rights reserved.

Permission is hereby granted, free of charge, to any person obtaining a copy of this software and associated documentation files (the "Software"), to deal in the Software without restriction, including without limitation the rights to use, copy, modify, merge, publish, distribute, and/or sell copies of the Software, and to permit persons to whom the Software is furnished to do so, provided that the above copyright notice(s) and this permission notice appear in all copies of the Software and that both the above copyright notice(s) and this permission notice appear in supporting documentation.

THE SOFTWARE IS PROVIDED "AS IS", WITHOUT WARRANTY OF ANY KIND, EXPRESS OR IMPLIED, INCLUDING BUT NOT LIMITED TO THE WARRANTIES OF MERCHANTABILITY, FITNESS FOR A PARTICULAR PURPOSE AND NONINFRINGEMENT OF THIRD PARTY RIGHTS. IN NO EVENT SHALL THE COPYRIGHT HOLDER OR HOLDERS INCLUDED IN THIS NOTICE BE LIABLE FOR ANY CLAIM, OR ANY SPECIAL INDIRECT OR CONSEQUENTIAL DAMAGES, OR ANY DAMAGES WHATSOEVER RESULTING FROM LOSS OF USE, DATA OR PROFITS, WHETHER IN AN ACTION OF CONTRACT, NEGLIGENCE OR OTHER TORTIOUS ACTION, ARISING OUT OF OR IN CONNECTION WITH THE USE OR PERFORMANCE OF THIS SOFTWARE.

Except as contained in this notice, the name of a copyright holder shall not be used in advertising or otherwise to promote the sale, use or other dealings in this Software without prior written authorisation of the copyright holder.

SIMD

Copyright (c) 2006,2007 Mutsuo Saito, Makoto Matsumoto and Hiroshima University. All rights reserved.

Redistribution and use in source and binary forms, with or without modification, are permitted provided that the following conditions are met:

- Redistributions of source code must retain the above copyright notice, this list of conditions and the following disclaimer.
- Redistributions in binary form must reproduce the above copyright notice, this list of conditions and the following disclaimer in the documentation and/or other materials provided with the distribution.
- Neither the name of the Hiroshima University nor the names of its contributors may be used to endorse or promote products derived from this software without specific prior written permission.

THIS SOFTWARE IS PROVIDED BY THE COPYRIGHT HOLDERS AND CONTRIBUTORS "AS IS" AND ANY EXPRESS OR IMPLIED WARRANTIES, INCLUDING, BUT NOT LIMITED TO, THE IMPLIED WARRANTIES OF MERCHANTABILITY AND FITNESS FOR A PARTICULAR PURPOSE ARE DISCLAIMED. IN NO EVENT SHALL THE COPYRIGHT OWNER OR CONTRIBUTORS BE LIABLE FOR ANY DIRECT, INDIRECT, INCIDENTAL, SPECIAL, EXEMPLARY, OR CONSEQUENTIAL DAMAGES (INCLUDING, BUT NOT LIMITED TO, PROCUREMENT OF SUBSTITUTE GOODS OR SERVICES; LOSS OF USE, DATA, OR PROFITS; OR BUSINESS INTERRUPTION) HOWEVER CAUSED AND ON ANY THEORY OF LIABILITY, WHETHER IN CONTRACT, STRICT LIABILITY, OR TORT (INCLUDING NEGLIGENCE OR OTHERWISE) ARISING IN ANY WAY OUT OF THE USE OF THIS SOFTWARE, EVEN IF ADVISED OF THE POSSIBILITY OF SUCH DAMAGE.



NOTES





GARANTIE LIMIT

PRODUCT WARRANTY

Nordic Games GmbH will gladly replace any disc free of charge, whether accidentally damaged or due to manufacturer defect, within the first year of ownership. To obtain a replacement disc, please return the faulty disc with a check or money order to cover postage and handling fees.

Please be sure to include the following:

- Full Name
- Address, City, State/Prov., Zip Code/Postal Code, Country
- Telephone Number
- Email Address (if applicable)
- Product Name(s)
- Brief note describing the problem

Mail to:

Nordic Games GmbH
Landstraßer Hauptstraße 1/Top 18
A-1030 Vienna
Austria

TECHNICAL SUPPORT

If you are experiencing technical problems with this software, and you have carefully followed the instructions in this manual, you may find further support in the following places:

Please visit the Technical Support section of our Website where we have posted common problems and solutions that may help you at:

Online Support: <<http://www.nordicgames.at/index.php/contact>>

Skype contact: support.quantilab

Phone Support: +1 (206) 395-3545

Phone: +40 (0) 364 405 777 (toll charges may apply when calling from abroad)

Please note: We do not provide hints via technical support.

AUSTRALIAN CONSUMER LAW

„Our goods come with guarantees that cannot be excluded under the Australian Consumer Law. You are entitled to a replacement or refund for a major failure and for compensation for any other reasonably foreseeable loss or damage. You are also entitled to have the goods repaired or replaced if the goods fail to be of acceptable quality and the failure does not amount to a major failure. The limited warranty of Nordic Games GmbH is in addition to any rights and remedies customer may have under the Australian Consumer Law.“

Nordic Games GmbH warrants for a period of 90 days starting from the date of purchase that the software will essentially work in accordance with the accompanying printed materials. The complete liability of Nordic Games GmbH and your only claim consists, at the option of Nordic Games GmbH, of a reimbursement of the paid purchase price or of repairing or substituting the software product which is not in accordance with Nordic Games GmbH's limited warranty, insofar as it is returned to Nordic Games GmbH together with a copy of the invoice. This limited warranty will not apply if the failure of the software product is due to an accident, misuse or faulty application.

THE SOFTWARE IS PROVIDED „AS IS“, WITHOUT WARRANTY OF ANY KIND, EXPRESS OR IMPLIED, INCLUDING BUT NOT LIMITED TO THE WARRANTIES OF MERCHANTABILITY, FITNESS FOR A PARTICULAR PURPOSE AND NONINFRINGEMENT. IN NO EVENT SHALL THE AUTHORS OR COPYRIGHT HOLDERS BE LIABLE FOR ANY CLAIM, DAMAGES OR OTHER LIABILITY, WHETHER IN AN ACTION OF CONTRACT, TORT OR OTHERWISE, ARISING FROM, OUT OF OR IN CONNECTION WITH THE SOFTWARE OR THE USE OR OTHER DEALINGS IN THE SOFTWARE.

All other brands, product names and logos are trademarks or registered trademarks of their respective owners. All rights reserved. Any unauthorized copying, hiring, lending or reproduction in whole or part is prohibited.

END-USER LICENSE AGREEMENT (EULA)

To read the Nordic Games End-User Licence Agreement (EULA) kindly visit:

<<http://eula.nordicgames.at>>



For Help & Support please visit: **eu.playstation.com** or refer to the telephone list below.

Australia 1300 365 911
Calls charged at local rate

Belgique/België/Belgien 011 516 406
Tarif appel local/Lokale kosten

Česká republika 0225341407

Danmark 90 13 70 13
Pris: 6-/minut, support@dk.playstation.com
Mandag – Torsdag 10.00 – 18.00, Fredag 10.00 – 17.30

Deutschland 01805 766 977
0,14 Euro/Minute

España 902 102 102
Tarifa nacional

Ελλάδα 801 11 92000

France 0820 31 32 33
prix d'un appel local – ouvert du lundi au samedi

ישראל – ישראל – ישראל
09-9560957 פקס 09-9711710 טלפון תמיכה
או בקרו באתר www.isfar.co.il

Ireland 0818 365065
All calls charged at national rate

Italia 199 116 266
Lun/Ven 8:00 – 18:30 e Sab 8:00 – 13:00: 11,88 centesimi di euro
+ IVA al minuto Festivi: 4,75 centesimi di euro
+ IVA al minuto Telefoni cellulari secondo il piano tariffario prescelto

Malta 234 36 000
Local rate

Nederland 0495 574 817
Interlokale kosten

New Zealand 09 415 2447
National Rate
0900 97669
Call cost \$1.50 (+ GST) per minute

Norge 820 68 322
Pris: 6,50-/min, support@no.playstation.com
Mandag – Torsdag 10.00 – 18.00, Fredag 10.00 – 17.30

Österreich 0820 44 45 40
0,116 Euro/Minute

Portugal 707 23 23 10
Serviço de Atendimento ao Consumidor/Serviço Técnico

Россия + 7 (495) 981-2372

Suisse/Schweiz/Svizzera 0848 84 00 85
Tarif appel national/Nationaler Tarif/Tariffa Nazionale

Suomi 0600 411 911
0.79 Euro/min + pvm fi-hotline@nordiskfilm.com
maanantai – perjantai 12–18

Sverige 0900-20 33 075
Pris 7,50:- min, support@se.playstation.com
Måndag – Torsdag 10.00 – 18.00, Fredag 10.00 – 17.30

UK 0844 736 0595
National rate

If your local telephone number is not shown, please visit **eu.playstation.com** for contact details.

